


INVEO

SIMPLIFIED
FINANCIAL
ECOSYSTEM

Investor Presentation – 2025

February 2026



Disclaimer

The contents of this presentation have been prepared by Inveo Yatırım Holding Anonim Şirketi (“the Company”) for the purpose of providing general information available at the date of this presentation. The Company relies on information gathered from sources it believes to be reliable, but does not warrant or guarantee, expressly or impliedly, the accuracy, authenticity and/or completeness of such information.

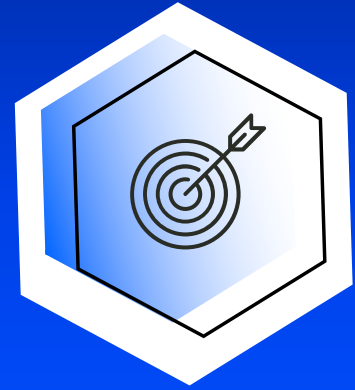
With the Capital Markets Board Bulletin dated 28.12.2023 and numbered 2023/81, it has been announced to the public that issuers and capital market institutions subject to the financial reporting regulations of the Capital Markets Board have decided to apply inflation accounting by applying the provisions of TAS 29 starting from the annual financial reports for the accounting periods ending on or after 31.12.2023. This presentation is based on the independently audited financial data of our Company, which applies Turkish Accounting/Financial Reporting Standards in accordance with the Capital Markets Board’s Decision dated 28/12/2023, which has applied inflation accounting in accordance with the provisions of TAS 29. In addition to this information, in accordance with the Capital Markets Board’s resolutions dated 07/03/2024 and 08/08/2024, in order for investors and analysts to make a healthy analysis, data prepared according to historical costs and not independently audited, which are not subject to inflation accounting, are also included.

This presentation and all of the information contained herein contains certain assumptions about the future, but such assumptions are not absolute and conclusive. The information in this presentation may need to be verified, supplemented and/or amended, and the Company may make such changes at any time without the need to obtain permission from or notify any party.

This presentation and any information contained in it may not be sent, copied, disclosed or distributed to anyone other than to the person to whom it is delivered or sent by the Company or who requires a copy of the same from the Company. This presentation does not constitute an offer or recommendation to buy or sell shares and shall not form the basis of any legal agreement or contract. Neither the Company nor any of its Board Members, directors, officers or employees shall be responsible or liable for any damages arising from the use of the contents of this presentation.

1. Corporate Profile
2. Investment Strategy and Inveo Ecosystem
3. Developments from Holding and Selected Companies
4. Financial Results
5. 2024 Simplification Plan
6. 2026 Targets
7. Financial Results (Except TAS 29)
8. Appendix

Inveo: New Generation Value Investor



OUR VISION

To become a financial investment holding company that creates value on an international scale through the companies it establishes and invests in; a leader in regional markets and influential in global markets.



OUR MISSION

By establishing scalable, competitive, and sustainable companies both domestically and internationally; growing these companies with strategic capital, knowledge, and management support; creating a strong investment ecosystem; and representing Türkiye with dignity at the international level through our global activities.

SOCIAL VALUES



Training for increasing savings and conscious savings,



Increased participation of women in the labour force,



Nature for a sustainable living.

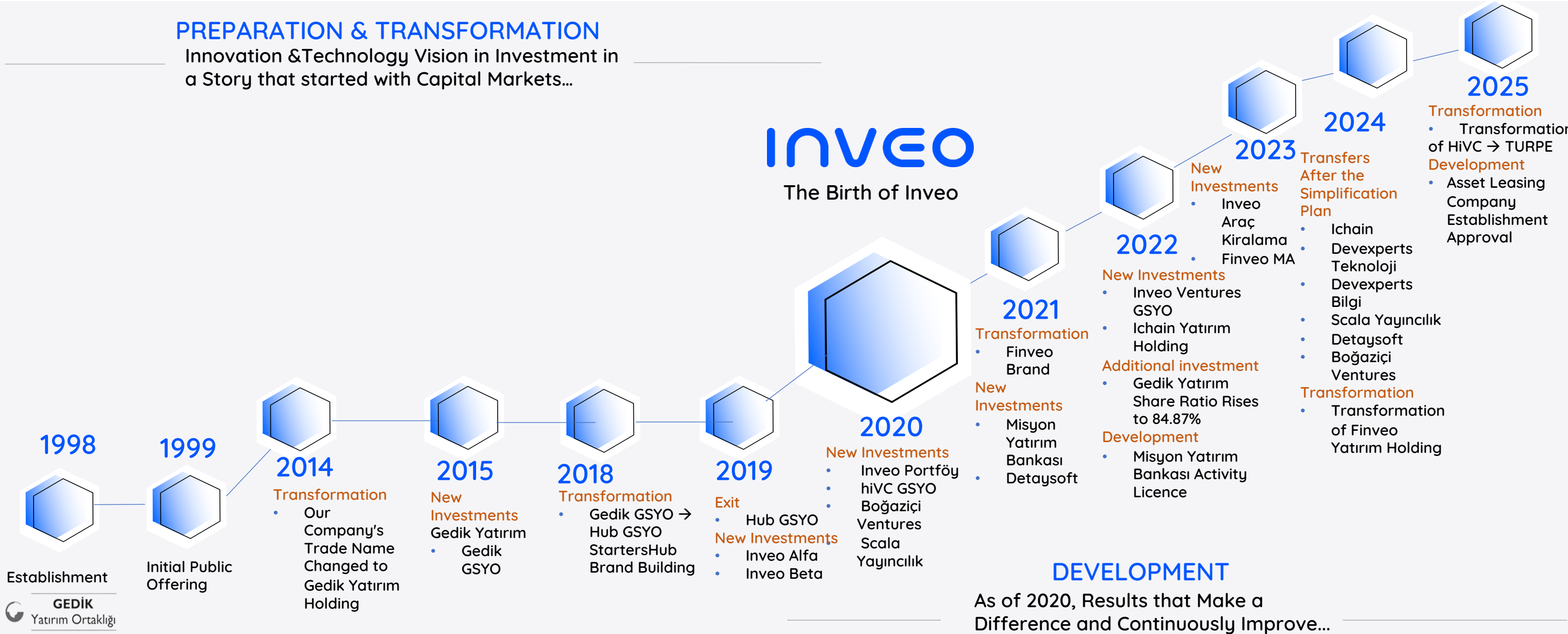
Since Our Establishment Our Journey Making a Difference Continues

PREPARATION & TRANSFORMATION

Innovation & Technology Vision in Investment in a Story that started with Capital Markets...

INVEO

The Birth of Inveo



We are Travelling to the Future with Experienced Board Members

46+ years of experience

17+ years of experience

26+ years of experience

40+ years of experience

46+ years of experience



Erhan Topaç

Chairman



Onur Topaç

Vice Chair of the Board and General Manager



Bora Oruç

Board Member



Rüya Eser

Independent Board Member



Ahmet Aka

Independent Board Member



Inveo Yatırım Holding at a Glance (2025)

Partnership Structure

Erhan Topaç
81.02 %



Buy Back Shares
0.85 %

Free Float
18.13 %

Capital **1 BN TL**

Registered Capital Ceiling **3 BN TL**

➤ Credit Rating Update

On October 14, 2025, Saha Corporate Governance and Credit Rating Services Inc. confirmed Inveo Investment Holding's long-term rating (TR) as AA and its short-term rating (TR) as A1+.

➤ Registration of Capital Increase of Misyon Investment Bank Inc.

In line with the resolution adopted by the Board of Directors of Misyon Investment Bank Inc., of which our Company holds 79.9996%, regarding the increase of its share capital to TRY 2,000,000,000, it has been resolved to participate in TRY 400,000,000 of the TRY 500,000,000 capital increase. As a result of this transaction, our shareholding ratio will increase from 79.9996% to 79.9997%.

➤ Registration of Bonus Capital Increase of Inveo Portfolio Management Inc.

The application regarding the increase of the issued capital of our subsidiary, Inveo Portfolio Management Inc., from TRY 30,000,000 to TRY 95,000,000 within the registered capital ceiling of TRY 100,000,000, with the TRY 65,000,000 capital increase to be fully covered from internal resources, was approved by the Capital Markets Board on November 25, 2025.



**L.T. Financial
Investments
(Total)**

5% ↑



**L.T. Financial
Investments
(Excluding Gedik Yatırım)**

13% ↑



Total Assets

8% ↑



**Net Profit
YTD**

N/A*



Equities

0.3% ↑



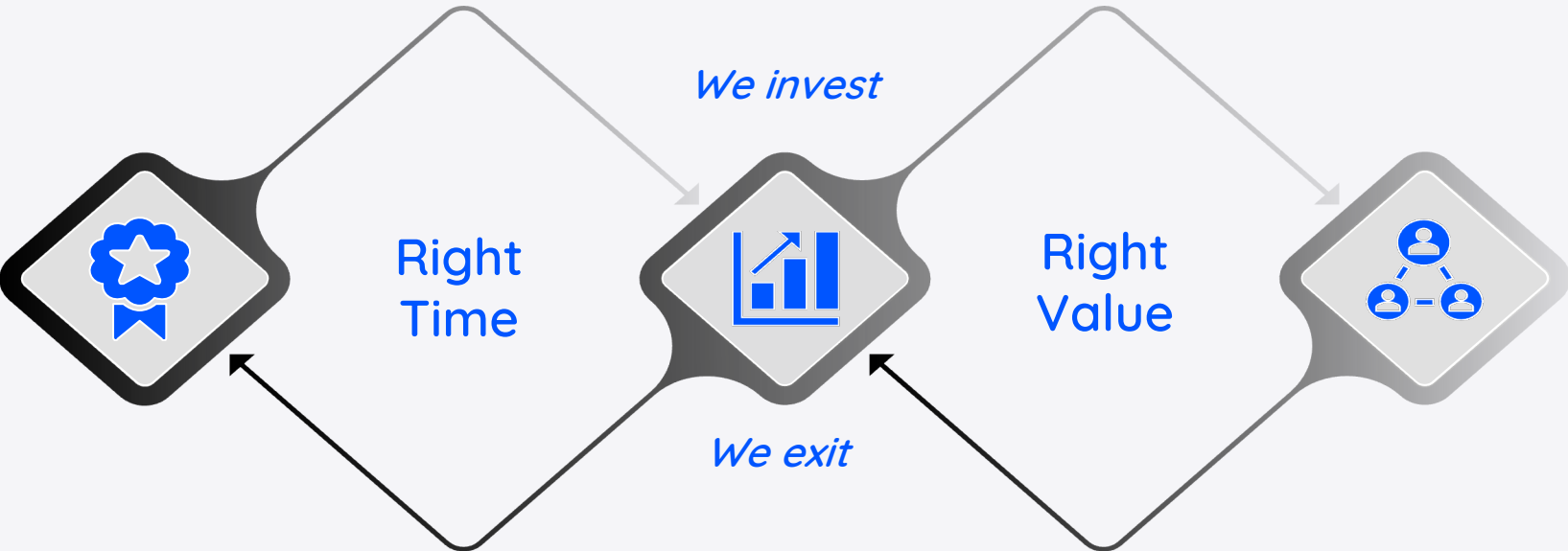
Market Value

12% ↓

-
1. Corporate Profile
 2. Investment Strategy and Inveo Ecosystem
 3. Developments from Holding and Selected Companies
 4. Financial Results
 5. 2024 Simplification Plan
 6. 2026 Targets
 7. Financial Results (Except TAS 29)
 8. Appendix

Our Investment Strategy: Right Time Right Value

We Create Value from Entry to Exit with Our Investments

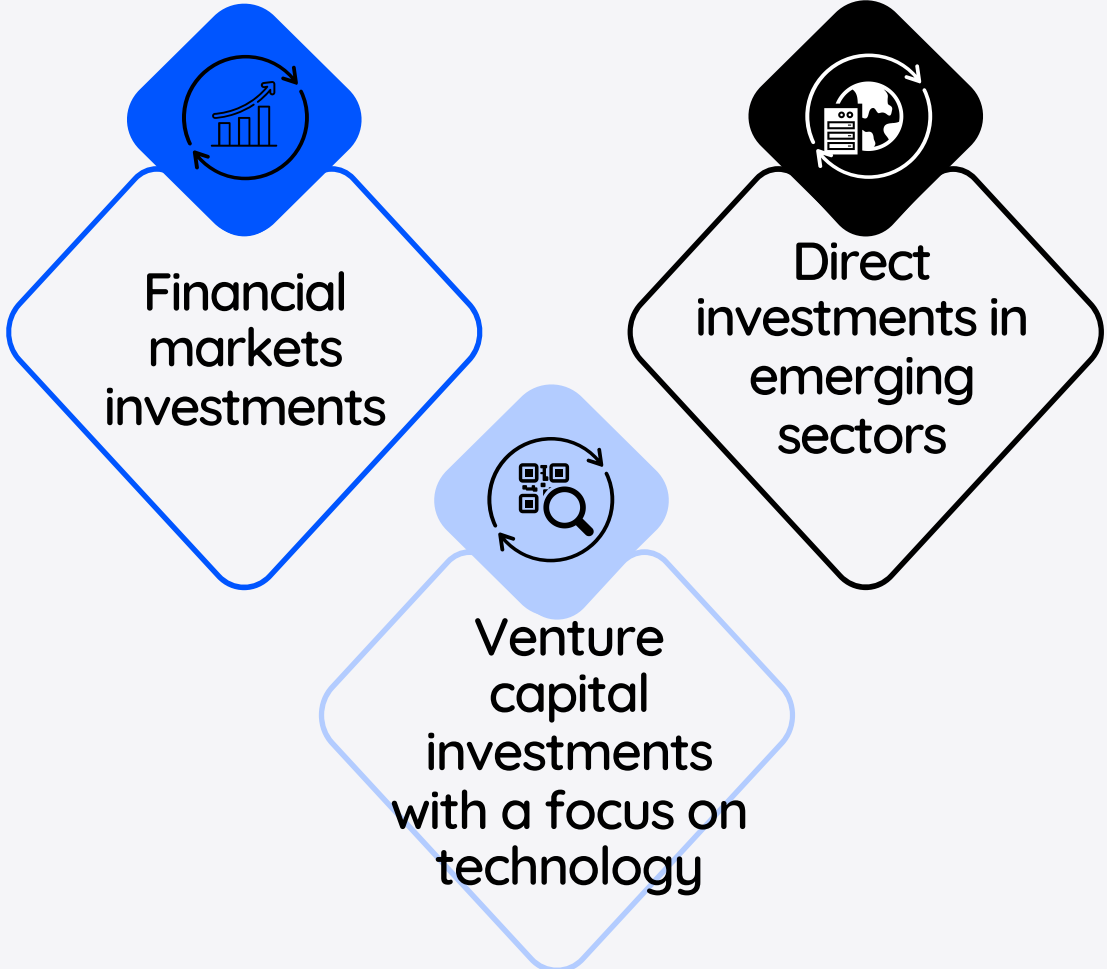


sustainable & game-changing stakeholders in the industry

with unity and synergy in the ecosystem

Connectivity with the domestic and international business world

Our Investment Focus



We Grow Together with Our Stakeholders



In our ecosystem that **creates value** as a whole **with all our stakeholders**, we grow with speed and dynamism and create sustainable synergies.

Financial Investments



Companies we have established and/or directly invested in

Our Partners in Investments



Direct and Indirect Investments Co-invested Investments

Business Partners



Suppliers, Cooperating Organisations

We Monitor Our Ecosystem in 4 Main Areas of Activity

INVEO YATIRIM HOLDİNG AŞ

CAPITAL MARKETS	BANKING	VENTURE CAPITAL	OTHER INVESTMENTS
Gedik Yatırım 84.87%	misyon. 96.97%	INVEO VENTURES 88.03%	INVEO Araç Kiralama 100%
INVEO PORTFÖY 100%		TURPE GSYO 91.26%	İstanbul Kandilli Gayrimenkul Yatırımları 100%
FINVEO 100%			

Inveo Ecosystem

146

126 Number of Technology Companies

Companies Number of Ecosystem

8

Direct Investment

138

Indirect Investment

154.95 MN USD

Total Investments

38.16 MN USD

Total Exits

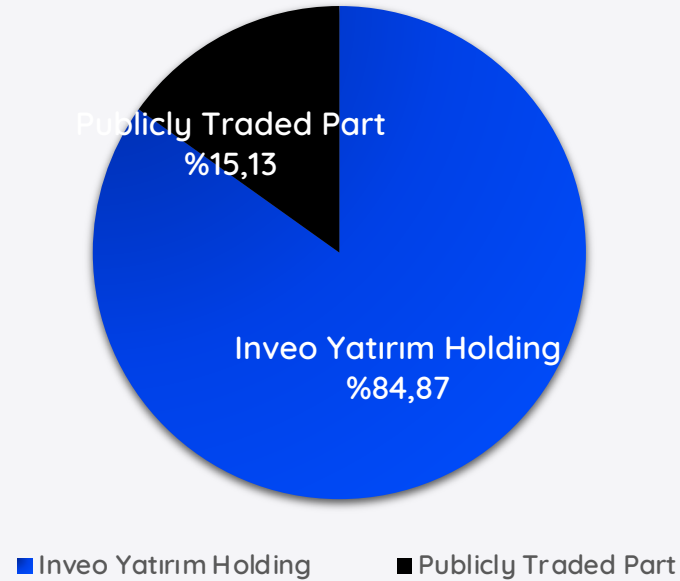


-
1. Corporate Profile
 2. Investment Strategy and Inveo Ecosystem
 3. Developments from Holding and Selected Companies
 4. Financial Results
 5. 2024 Simplification Plan
 6. 2026 Targets
 7. Financial Results (Except TAS 29)
 8. Appendix

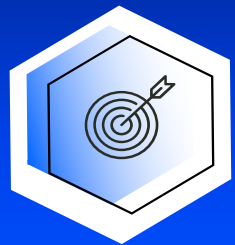
Gedik Yatırım Shows Strong Performance on the Road to Leadership

Effective
Ownership
84.87%

Shareholder Structure



Capital 2 BN TL



VISION

To be the leader “in every field” of capital markets.

Largest Branch Network and Number of Employees in the Sector

663
Numbers of
Employees

YoY (%8)

280 K
Total Investor

YoY %6

1.1 Billion TL
Public
Offering
Sales Amount

63
Number of
Branches and
Liaison Offices

YoY (%11)

108 Billion TL
Investor Overall

YoY %49

11.4 Billion TL
Market Value

YoY %35

Note: Data is shared on a consolidated basis.

Developments in 2025 Q4

Ecogreen Energy Public Offering

As the consortium leader, we acted as the underwriter for the initial public offering of shares in Ecogreen Energy, which develops projects in the renewable energy sector.

Registration of Capital Increase for Misyon Yatırım Bankası AŞ

In line with the decision taken by the Board of Directors of Misyon Yatırım Bankası AŞ to increase the capital of Misyon Yatırım Bankası Anonim Şirketi, in which our company holds a 20% stake, by 500,000,000 TL, from 1,500,000,000 TL to 2,000,000,000 TL, it was announced on the Public Disclosure Platform on November 7, 2025, that at the general assembly meeting regarding the capital increase, it was decided to participate in 100,000,000 TL of the increased capital of 500,000,000 TL, and that the committed 100,000,000 TL had been paid.

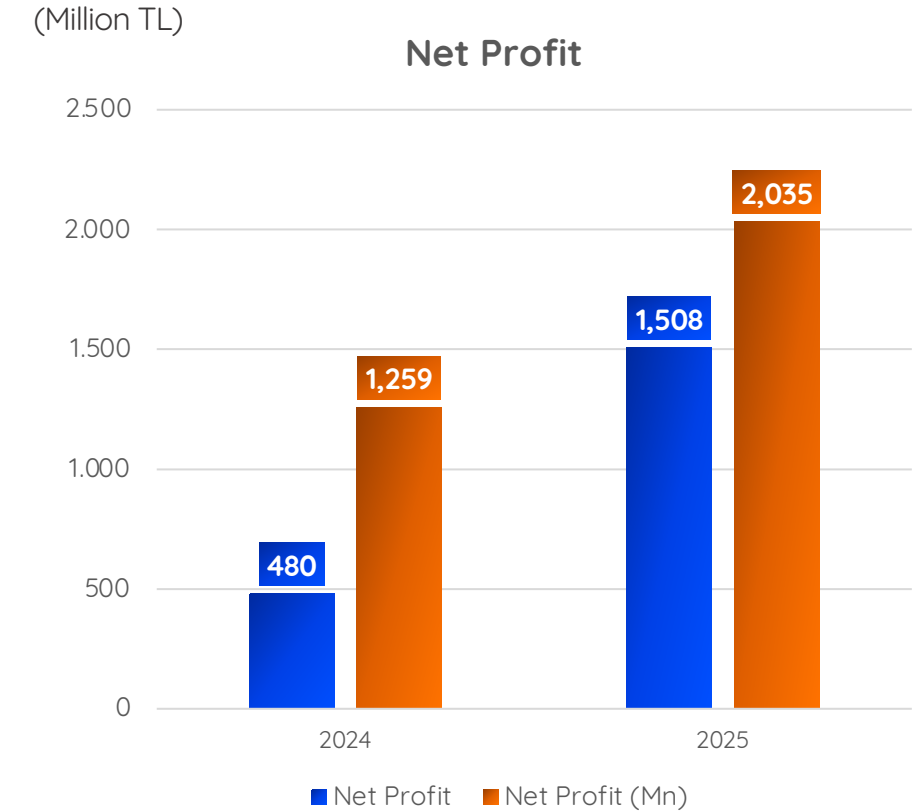
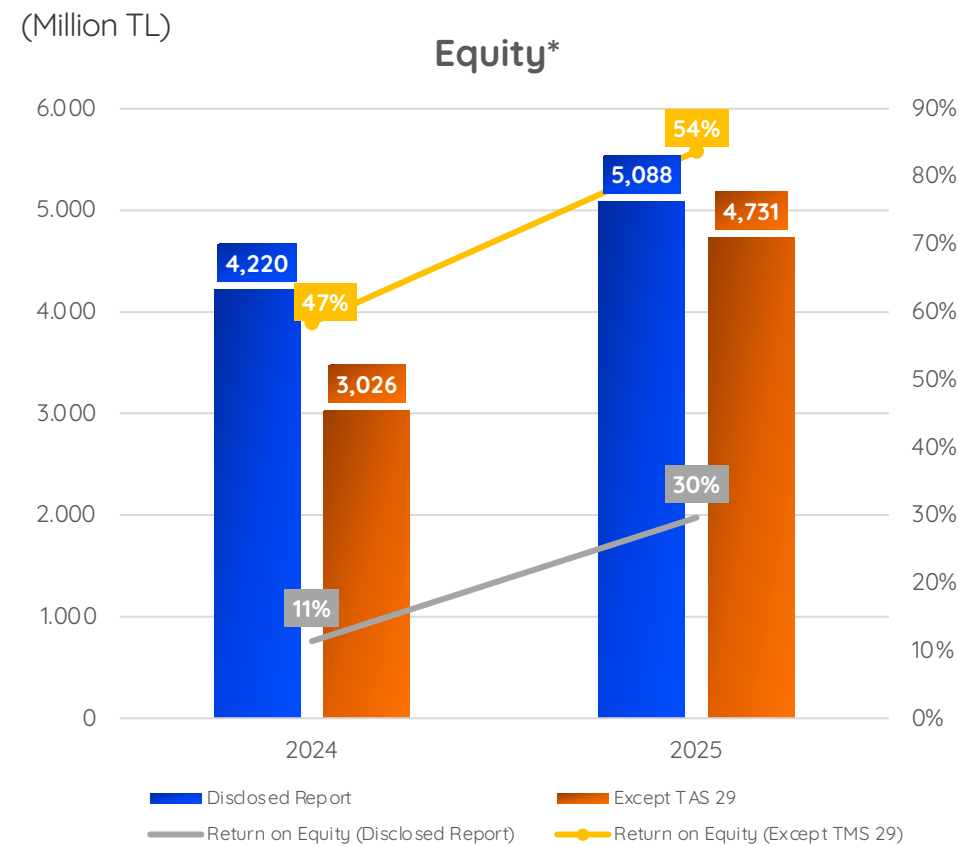
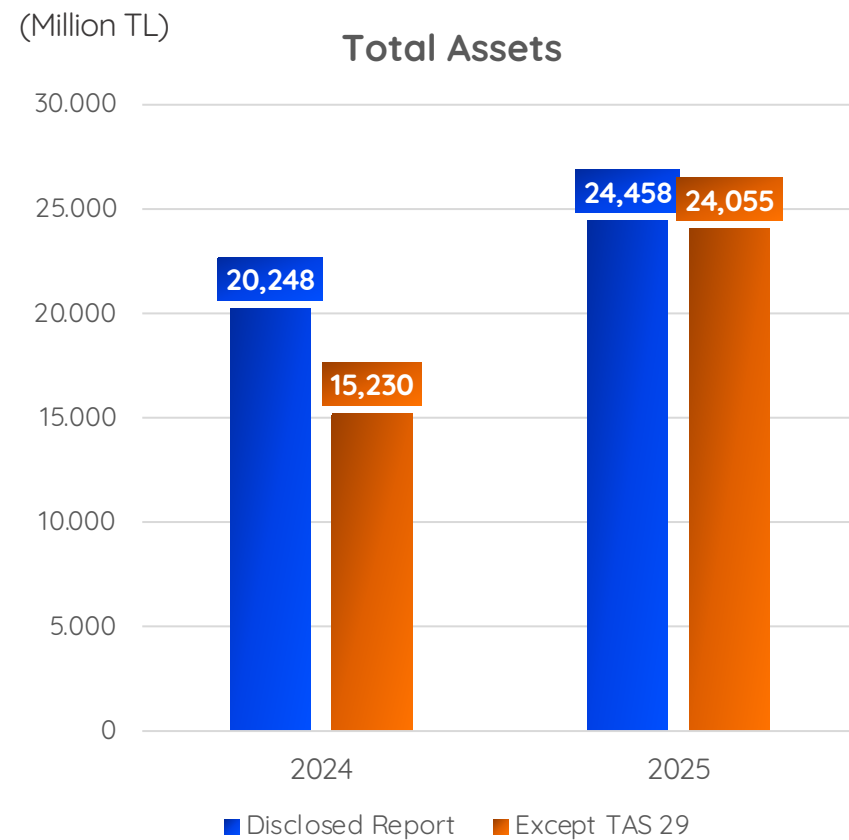
Fenerbahçe Football AŞ Sponsorship Agreement

The sponsorship agreement between our company and Fenerbahçe Football AŞ, which has been ongoing for the past two years, has been renewed. Under this agreement, Gedik Yatırım will continue to be the ‘Official Sponsor’ of Fenerbahçe Football A Team for the 2025–2026 and 2026–2027 seasons.

Gedik Yatırım | Key Consolidated Financial Indicators

Continued Strong Financial Performance with a 214% Increase in Net Profit

Gedik Yatırım Consolidated (Million TL)	2024		2025		Change (%)	
	Disclosed Report	Except TMS 29	Disclosed Report	Except TMS 29	Disclosed Report	Except TMS 29
Total Assets	20,249	15,250	24,458	24,055	21	58
Equity*	4,220	3,026	5,088	4,731	21	56
Net Profit*	480	1,259	1,508	2,035	214	62



*Held by the Parent Company.



We Increased Our Share in Gedik Yatırım through Share Purchase Agreements

Within the framework of the agreements made in 2022;
 Inveo Yatırım Holding, for 41.83% shares of Gedik Yatırım; Erhan Topaç and Hakkı Gedik, with a maturity until 2026 460.5 million TL will be paid.



As of the end of the 2025, a total value increase of TRY 4.16 billion was realised in the acquired shares

Payment Plan

Erhan Topaç		Hakkı Gedik	
Payment Plan	Principal (Million TL)	Payment Plan	Principal (Million TL)
March 22	23	January 22	5
September 22	22.5	January 22	35
September 23	22.5	July 22	35
March 24	31.5	July 23	35
September 24	31.5	January 24	35
April 25	31.5	July 24	35
October 25	31.5	January 25	35
March 26	31.5	July 25	20

**Completed Debt Payment
 TRY 428.97 Million**

**Outstanding Debt
 TRY 31.5 Million**

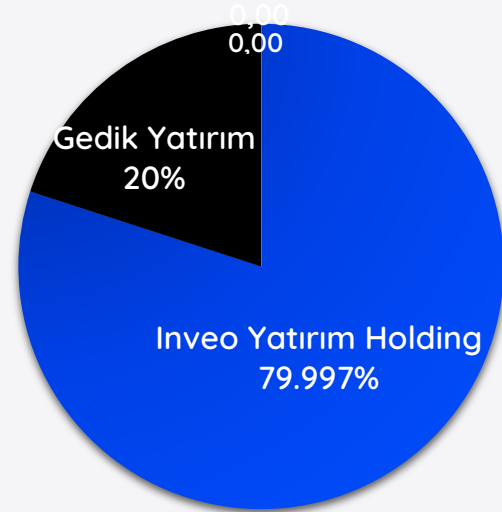
**As of the 2025
 Net Present Value
 TRY 28.69 Million***

* TLREF is used in the calculation of the Net Present Value (NPV) of Undue Debts and the discount rate is taken as 37.96% for the end of 2025.

Misyon Bank Grows in the Market with Its Unique Platforms

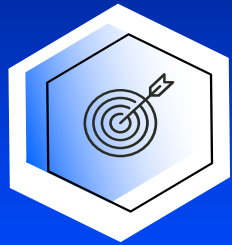
Effective
Ownership
96.97%

Shareholder Structure



■ Inveo Yatırım Holding ■ Gedik Yatırım ■ Erhan Topaç
■ Onur Topaç ■ Inveo Portföy

Capital TRY 2 BN



VISION

To be the pioneer of the investment bank in our country.

Critical Developments

- June 2023** Launched with an experienced team.
- January 2024** Financial Technologies Subsidiary MisyonTech Established.
- May 2024** Support and Financial Services Subsidiary Misyon Destek Established.
- January 2025** Misyon Kripto Varlık Alım Satım A.Ş. Established.
The digital storage platform 'anakasa' and the financial supermarket 'myBanka' have been launched.
- March 2025** The number of authorizations and licenses has reached 42.
- June 2025** Capital has been increased to TRY 1.5 billion.
- October 2025** Capital has been increased to TRY 2 billion.

Subsidiaries

misyon.

Misyon Destek ve Finansal Hizmetler AŞ

Shareholder Ratio **100%** Capital **TRY 35 Mn**

Misyon Finansal Teknolojiler AŞ

Shareholder Ratio **100%** Capital **TRY 50 Mn**

Misyon Kripto Varlık Alım Satım Platformu AŞ

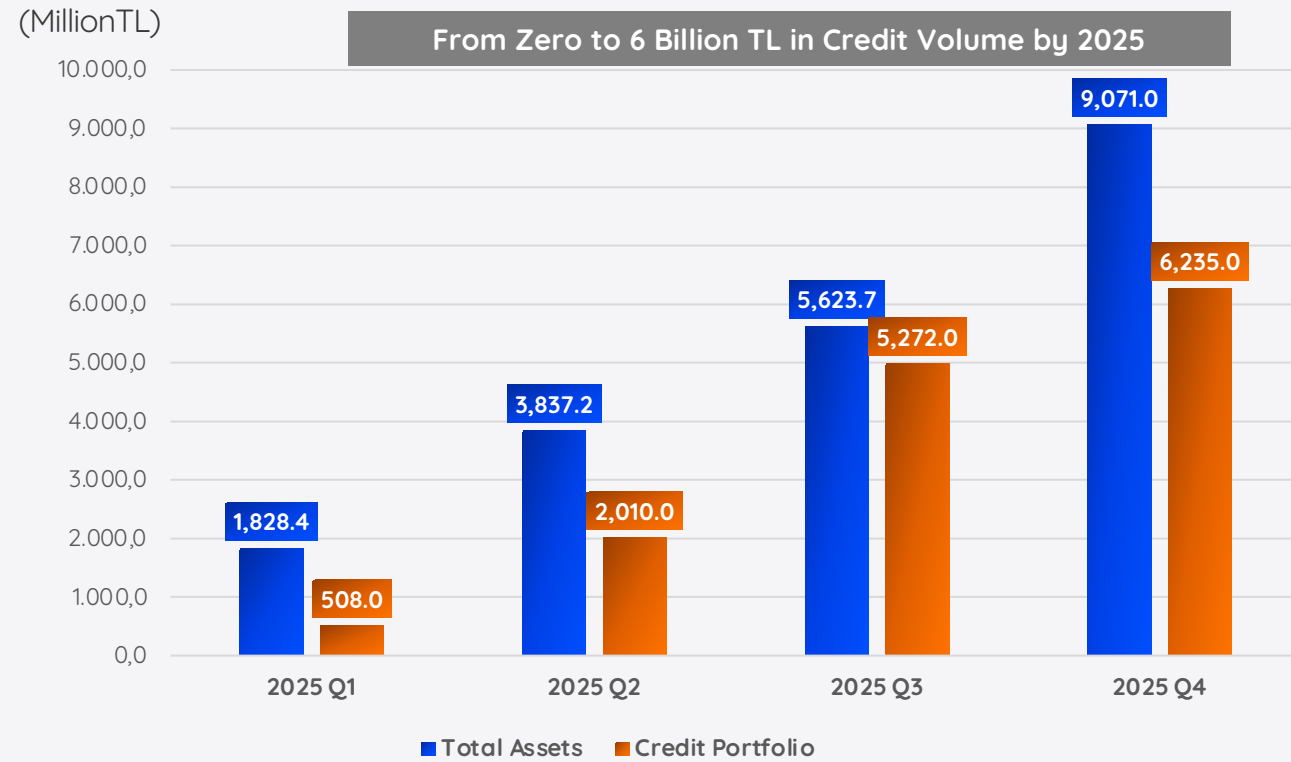
Shareholder Ratio **33,33%** Capital **TRY 150 Mn**

Ichain Yatırım Holding, a wholly owned subsidiary of Gedik Yatırım focusing on investments in crypto asset technologies, participated in the capital increase of Misyon Kripto with an investment of TRY 100 million, acquiring a 66.67% ownership stake. As a result of the transaction, **Gedik Yatırım's effective ownership has reached 73.33%.**

Misyon Bank | Key Consolidated Financial Indicators

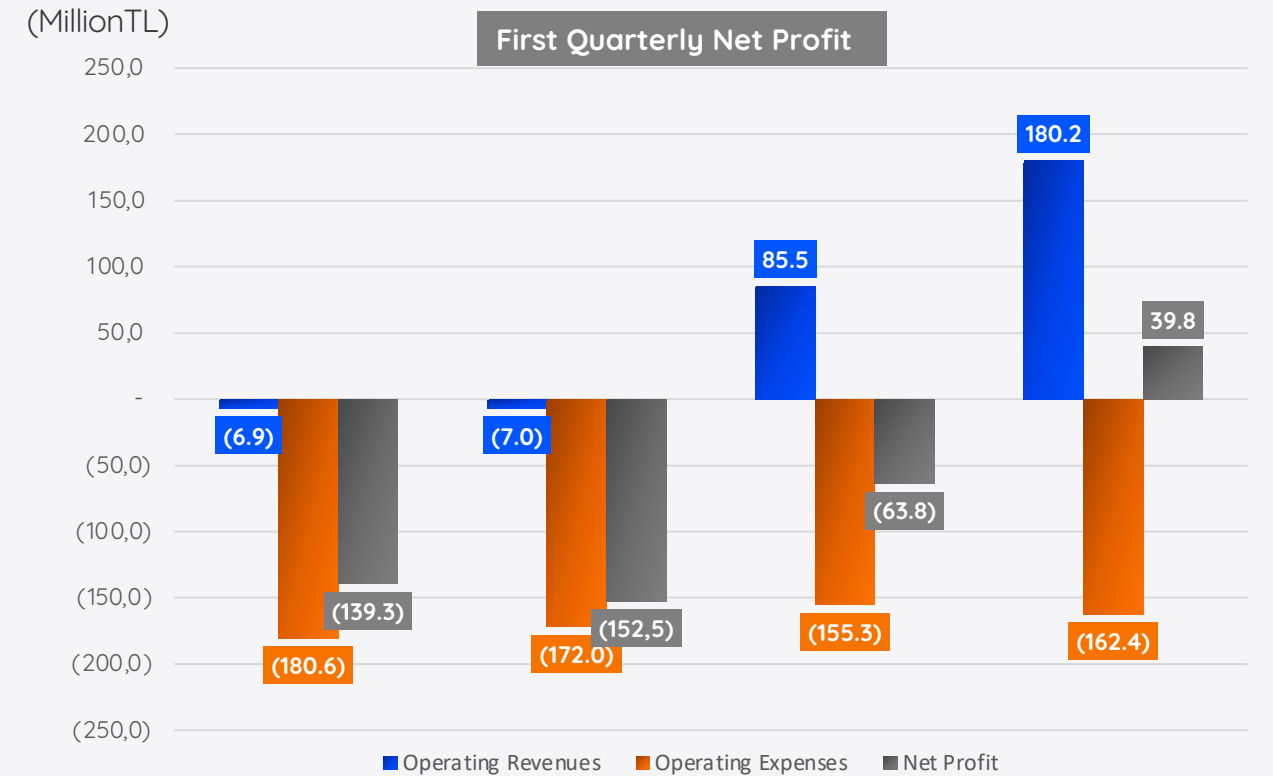
Effective Ownership
96.97%

Net Profitability Achieved in the Final Quarter with Accelerated Activity in the Second Half of the Year



Million TL	2025 Q1	2025 Q2	2025 Q3	2025 Q4
Total Assets	1,828.4	3,837.2	5,623.7	9,071.0
Credit Portfolio	508.0	2,010.0	5,272.0	6,235.0

Million TL	2024 TOTAL	2025 TOTAL	YoY(%)
Total Assets	1,018,6	9,071.0	791
Credit Portfolio	-	6,275.0	AD



Million TL	2025 Q1	2025 Q2	2025 Q3	2025 Q4
Operating Revenues	(6.9)	(7.0)	85.5	180.2
Operating Expenses	(180.6)	(172.0)	(155.3)	(162.4)
Net Profit	(139.3)	(152.5)	(63.8)	39.8

Million TL	2024 TOTAL	2025 TOTAL	YoY(%)
Operating Revenues	146.8	251.8	72
Operating Expenses	(534.5)	(670.3)	25
Net Profit	(268.2)	(315.8)	18

Misyon Bank 4th Quarter Developments

Effective
Ownership
96.97%



1. 64 Billion TL Custody Asset Size

Misyon Bank's digital custody platform, Anakasa, increased the number of portfolio management companies it serves to 24 in the third quarter of 2025, while growing the **size of assets under custody by 44% compared to the previous quarter to TRY64 billion.**

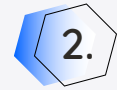
Consistently increasing its market share in the custody banking sector, Misyon Bank has become Türkiye's most preferred custody bank with Anakasa.



4. The Emerging Strong Player of the New Economy: Misyon Bank

Although performance in the first three quarters of 2025 remained below expectations due to the late commencement of operations and the structuring process extending into the early part of the year, in the final quarter the income-expense balance was achieved, operations were accelerated, funding sources were diversified, the loan portfolio was expanded through the extension of commercial and SME loans, and the balance sheet began to be managed actively.

As a result of these developments, **the Bank recorded its first quarterly net operating profit of TRY 39.8 million in the final quarter of the year.**



2. Expanding Correspondent Banking Network

Misyon Bank has quickly established a network of over **70 correspondent banks and achieved a funding volume exceeding 2 billion TL.**

As the only bank among newly established investment banks that has established correspondent banking relationships in USD with BNY Mellon in the United States and Al Salam Bank in Bahrain, it has secured a strong position on the path to full integration into the international financial system thanks to this network of relationships established with the trust of the sector.



5. Strong Performance in Securities Issuance

Misyon Bank, which successfully completed the third quarter with bond issuances, further strengthened its presence in the capital markets through asset-backed securities (VDMK) issuances in the final quarter.

During this period, the **Bank completed four new asset-backed securities (VDMK) issuances totaling TRY 925 million** and continues to meet the financing needs of the new economy through its bridging role between capital markets and banking.



3. Cross-Border Transfers Processed Within Minutes

Misyon Bank, one of two banks in Türkiye to implement international money transfer integration using the Visa Direct infrastructure, offers its customers **the ability to transfer money to the United States, the United Kingdom, and European countries in over 30 currencies within minutes,** compared to traditional SWIFT transactions.



6. Striking Growth in the Balance Sheet

Misyon Bank, which introduced traditional banking services to the market at the beginning of the year, has increased its **cash loan portfolio to TRY 6.2 billion.**

During the same period, Misyon **increased its total assets by 791% to TRY 9 billion**, demonstrating remarkable growth performance across all balance sheet items.

*VDMK refers to "Varlığa Dayalı Menkul Kıymet," the Turkish equivalent of Asset-Backed Securities (ABS).

Inveo Portföy, Moves Forward with New Management in Line with Its Vision

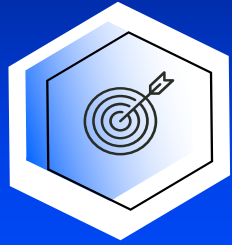
Effective
Ownership
100%

Shareholder Structure



■ Inveo Yatırım Holding

Capital **95 MN TL**



VISION

Ranking in top 5 non-bank institutions in the portfolio management.

Number of Funds and Fund AuM - 2025

49
Fund

TRY 29.5 Billion
Fund AuM

%47 Increase ↑

Best Funds in the Category

IRT INVEO PORTFÖY TEKNOLOJİ DEĞİŞKEN (DÖVİZ) FON	GJB INVEO PORTFÖY BİRİNCİ FON SEPETİ FONU	GMR INVEO PORTFÖY İKİNCİ HİSSE SENEDİ FONU (HİSSE SENEDİ YOĞUN FON)
AuM TRY 97 Mn Return 1nd	AuM TRY 70 Mn Return 2th	AuM TRY 213 Mn Return 3th

Developments in 2025 Q4

Capital Increase Without Consideration

The Company's application dated June 20, 2025, regarding the increase of its issued capital from 30 million TL to 95 million TL by 65 million TL, to be covered from internal sources, was approved by the CMB on November 25, 2025.

Featured Funds

GAG - Inveo Portföy Birinci Serbest (Döviz) Fund stands out with a 1.216% return in USD over the last 3 months.

IAY - Inveo Portföy Altın Katılım Fund is among the top-performing funds in its category over the last 3 months, delivering a 15.13% return.

Note: The data shown in the table excluding TAS 29 does not include inflation accounting adjustments, has not been audited independently. The changes in quantities / rates have been calculated for the period from 2024 Q4 to 2025 Q4.

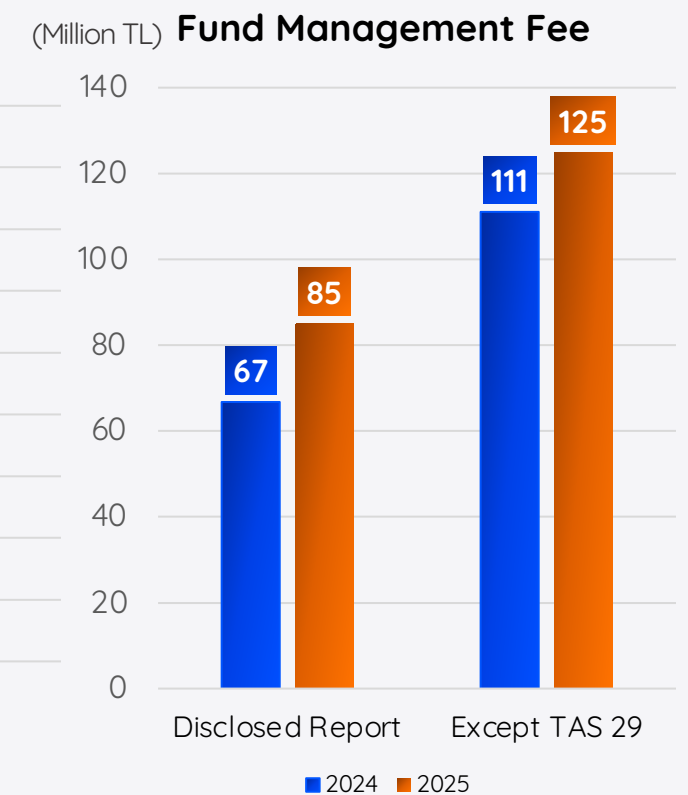
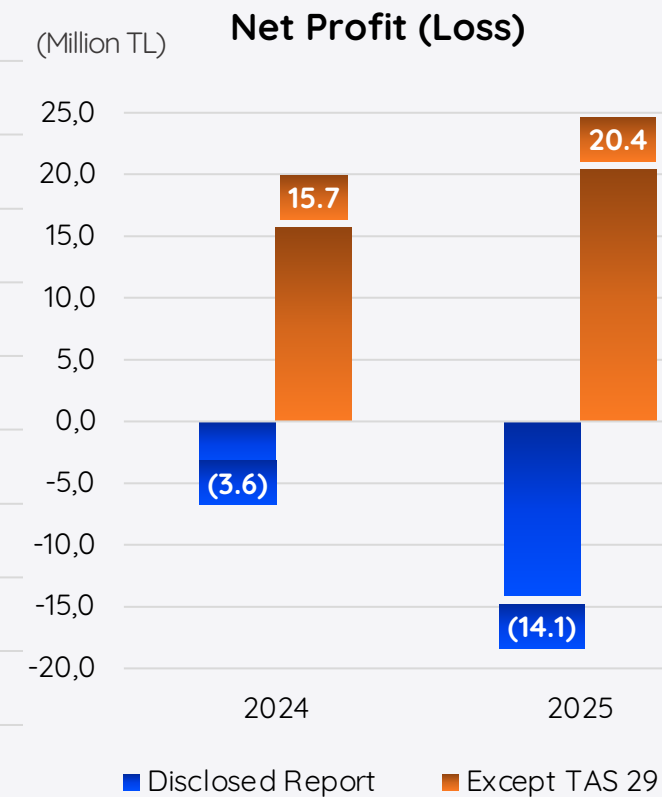
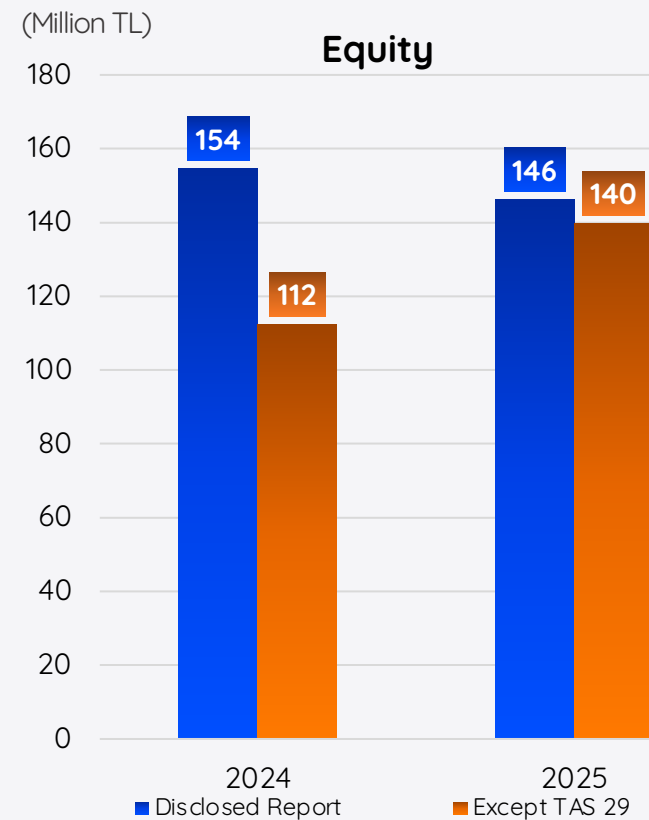
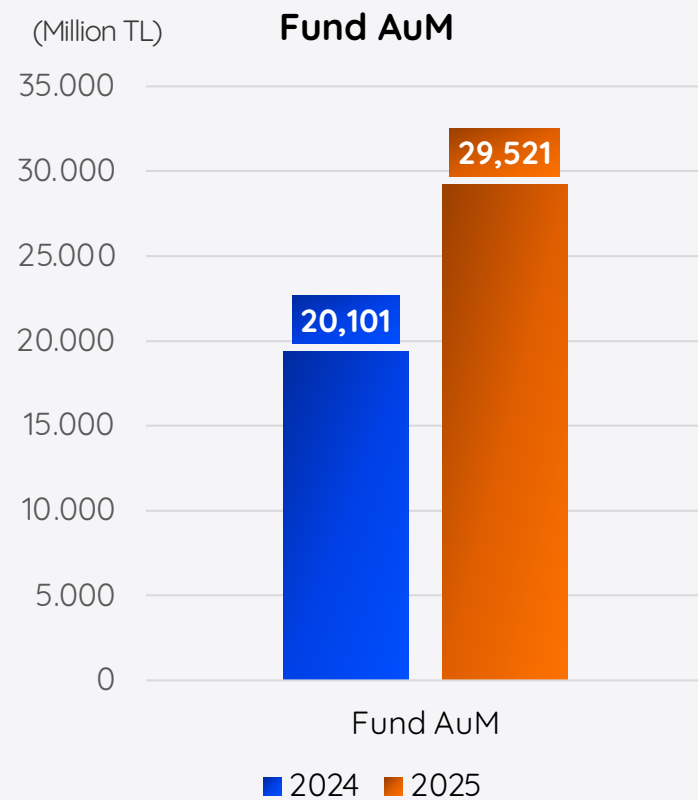
Inveo Portföy | Key Consolidated Financial Indicators

Effective Ownership
100%

Despite Inflation Accounting-Related Pressure, Growth Continued in Key Financial Indicators

Million TL	2024	2025	Change (%)
Fund AuM	20,101	29,521	47

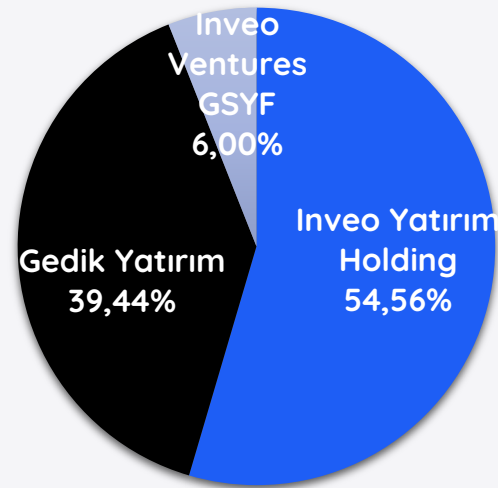
Inveo Portföy Consolidated (Million TL)	2024		2025		Change (%)	
	Disclosed Report	Except TMS 29	Disclosed Report	Except TMS 29	Disclosed Report	Except TMS 29
Equity	154	112	146	140	(5)	25
Net Profit/Loss	(3.6)	29	(14.1)	32.7	297	30
Fund Management Fee	67	111	85	125	27	12



Inveo Ventures Continues Steady Growth

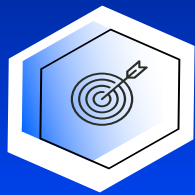
Effective
Ownership
88.03%

Shareholder Structure



■ Inveo Yatırım Holding ■ Gedik Yatırım ■ Inveo Ventures GSYF

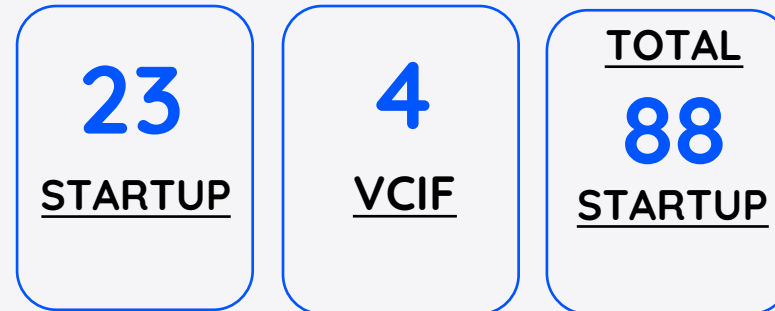
Capital **215.5 MN TL**



VISION

To become one of the region's leading venture capital firms, serving as the most effective investment and value creation center that propels technology startups originating from Türkiye to global success.

Investment Portfolio



Total +9.7 Mn USD* Investment

As part of **Inveo Simplification Plan**, the transfer of the planned 12 companies has been completed, bringing the investment portfolio to **23 Startups**.

Inveo Ventures' Equity has increased by 1014% since its inception, reaching TRY* 735 Million.

*(2025 Q3 data)

Developments in 2025 Q4

Inveo Ventures PERKS program created:

43 Perks – \$2 million USD + Savings: "In line with our goal of supporting the startup ecosystem, we have provided startups with savings of up to \$2 million USD from 43 different providers to date through our collaboration projects, which we launched in 2025 and have been expanding.

Pre-Series A and Series A Investments

An investment of \$100K USD and a secondary market transaction of \$176K USD were made in Poltio, a secondary market transaction of \$80K USD was made in StartupsWatch, and an investment of \$100K USD was made in Portföy App.

Visibility at Domestic and International Events

Slush participated in Turkey and at the Takeoff event as a VC Partner. The team participated in Slush Finland.

Inveo Ventures GSYF

Inveo Ventures raised \$2 million USD for the GSYF.

*Includes investments transferred under the Simplification Plan.

Inveo Ventures' Investment Portfolio is Growing

Effective Ownership
88,03%

23

Direct Investments

4

VCIF

<p>BIE 1. Gaming ve Esports GSYF</p> <p>2 Startups</p>	<p>BVG Boğaziçi Ventures GSYF</p> <p>41 Startups</p>	<p>IV3 Co- Investment GSYF</p> <p>11 Startups</p>	<p>BUG Inveo Ventures Spark GSYF</p> <p>11 Startups</p>
---	---	--	--

CONSOLIDATED

88 Startups +9.7 Million USD Investment

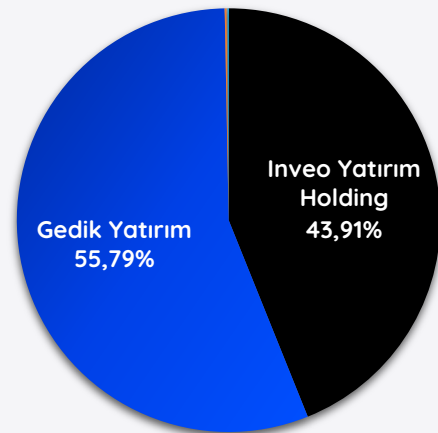
Investment Strategy

- Sales Orientated in Global Markets
- In Series A / Pre-Series A Investment Round
- Value can be created in the Inveo Ecosystem
- In all Technology Oriented / Potential Sectors

TURPE, the Hub for Private Equity Investments in the Ecosystem

Effective
Ownership
91,3%

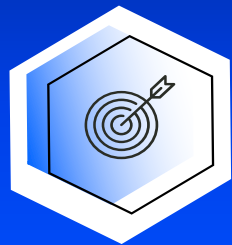
Shareholder Structure



■ Inveo Yatırım Holding ■ Gedik Yatırım ■ BV Teknoloji
■ Tevfik Metin Ayışık ■ Haluk Nişli

Capital **TRY 250 MN**

VISION



To be the leading private equity (PE) firm in the region

Investment Focus

- With a certain business volume and history,
- Operating in a sector with growth potential,
- Having expanded or having the potential to expand into international markets,
- Having a vision to go public or already publicly listed,
- Targeting investments in SMEs and/or large-scale companies.

Investment Portfolio

TURPE | GSYO

Number of Portfolio Companies
4

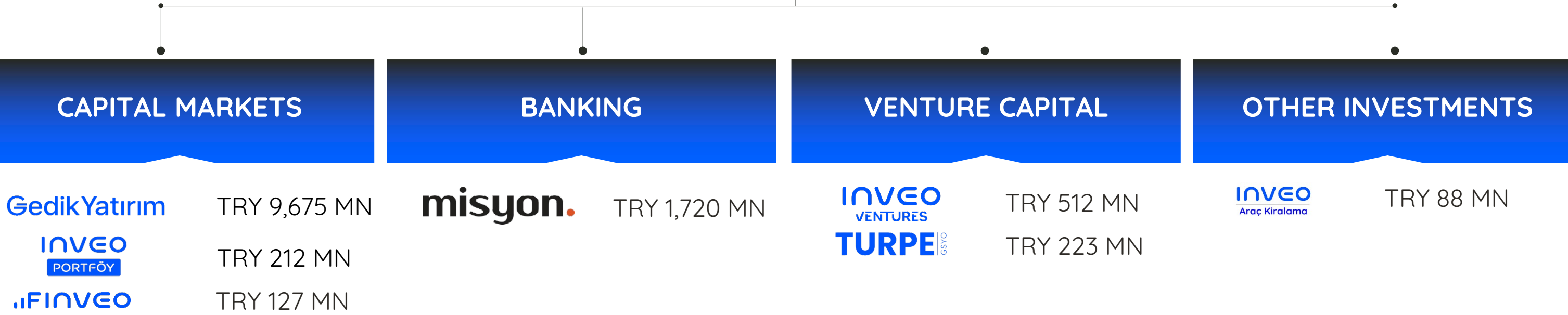
Total Investment Amount
TRY 75.2 Mn

Total Value of Equity Holdings
TRY 281 Mn

-
- 1. Corporate Profile
 - 2. Investment Strategy and Inveo Ecosystem
 - 3. Developments from Holding and Selected Companies
 - 4. Financial Results
 - 5. 2024 Simplification Plan
 - 6. 2026 Targets
 - 7. Financial Results (Except TAS 29)
 - 8. Appendix

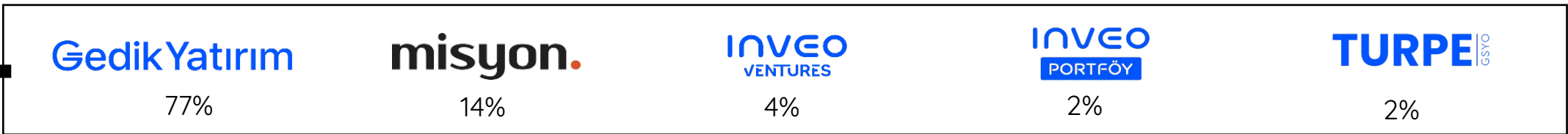
We Diversify Our Investments Across Our Fields of Activity

INVEO YATIRIM HOLDING AŞ



Ratio of non-Gedik Yatırım investments to total investments was 1.8% at the end of 2019, it reached 23% by 2025.

Top 5 companies account for 99% of total value.



2025 Q4 Value Changes of Financial Investments

Long Term Financial Investments (Million TL)	31 December 2024 Value (A)	Net Investment / Sale Capital Increase / Advance (B)	Net Value Increase / Decrease (C)	31 December 2025 Value (E)	Value Increase Rate ((E-A)/A)
Capital Markets	9,728	0	5	10,013	3%
Gedik Yatırım*	9,364	-	-	9,675	3%
Inveo Portföy	203	-	5	212	5%
Finveo World (MN + UK)	161	0	-	127	(21%)
Banking	1,447	-	888	1,720	19%
Misyon Yatırım Bankası	1,447	-	888	1,720	19%
Venture Capital	652	(41)	198	735	13%
Inveo Ventures	621	(41)	72	512	(18%)
Hivc	31	0	126	223	614%
Other / Strategic Investments	82	(2)	0	88	7%
Total (Excluding Gedik + Misyon)	1,098	(42)	203	1,162	6%
Total	11,909	(42)	1,091	12,556	5%

* 424.3 million TL dividend earnings were obtained from Gedik Yatırım.

Financial Investments
(Except Gedik + Misyon)

TRY 64 Million
Net Value Increase*

Value Increase Ratio
6%

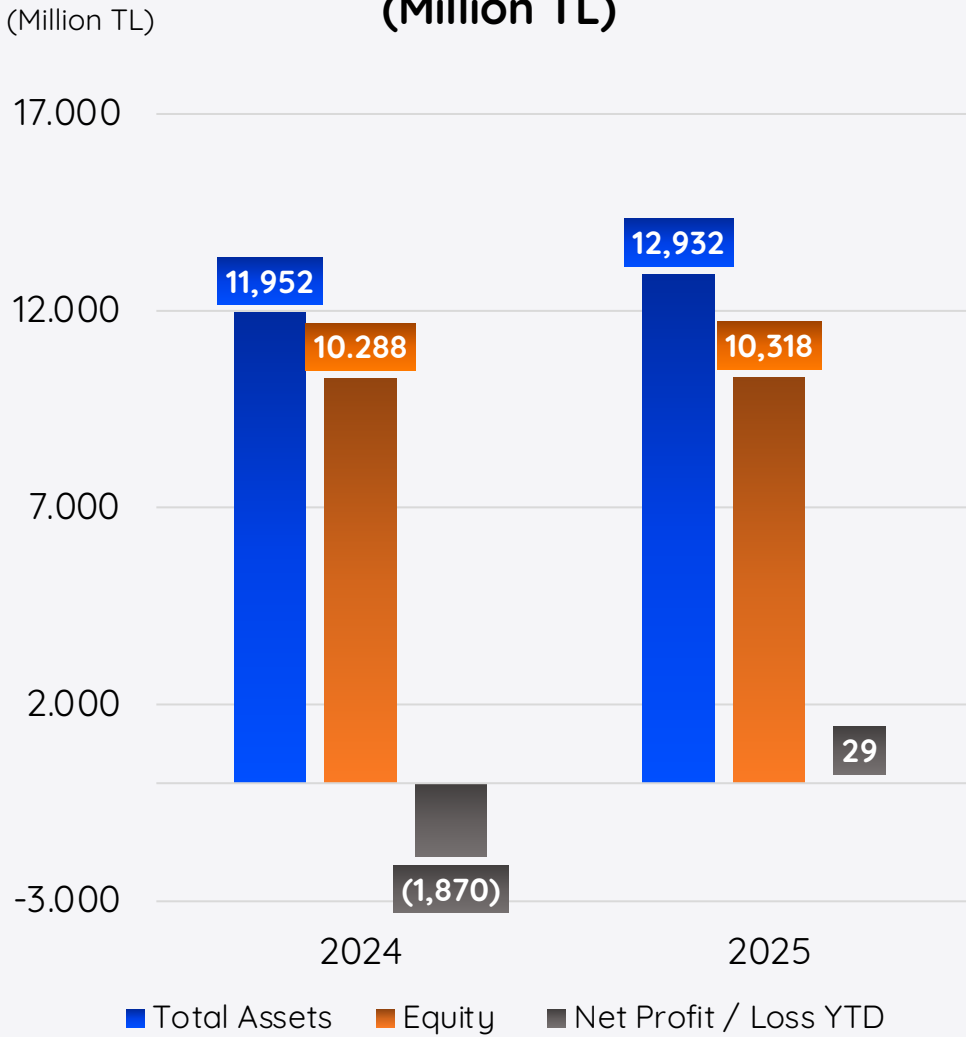
Financial Investments
(All)

TRY 647 Million
Net Value Increase*

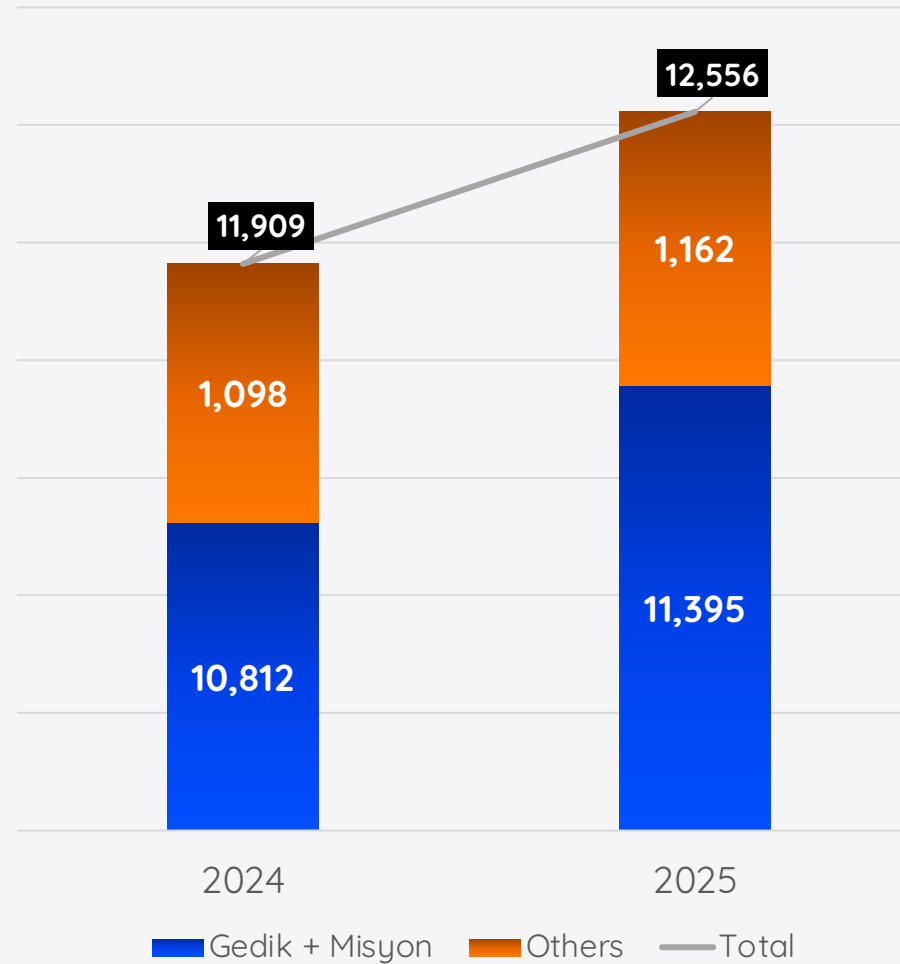
Value Increase Ratio
5%

Positive Developments in Inveo Financials (2025)

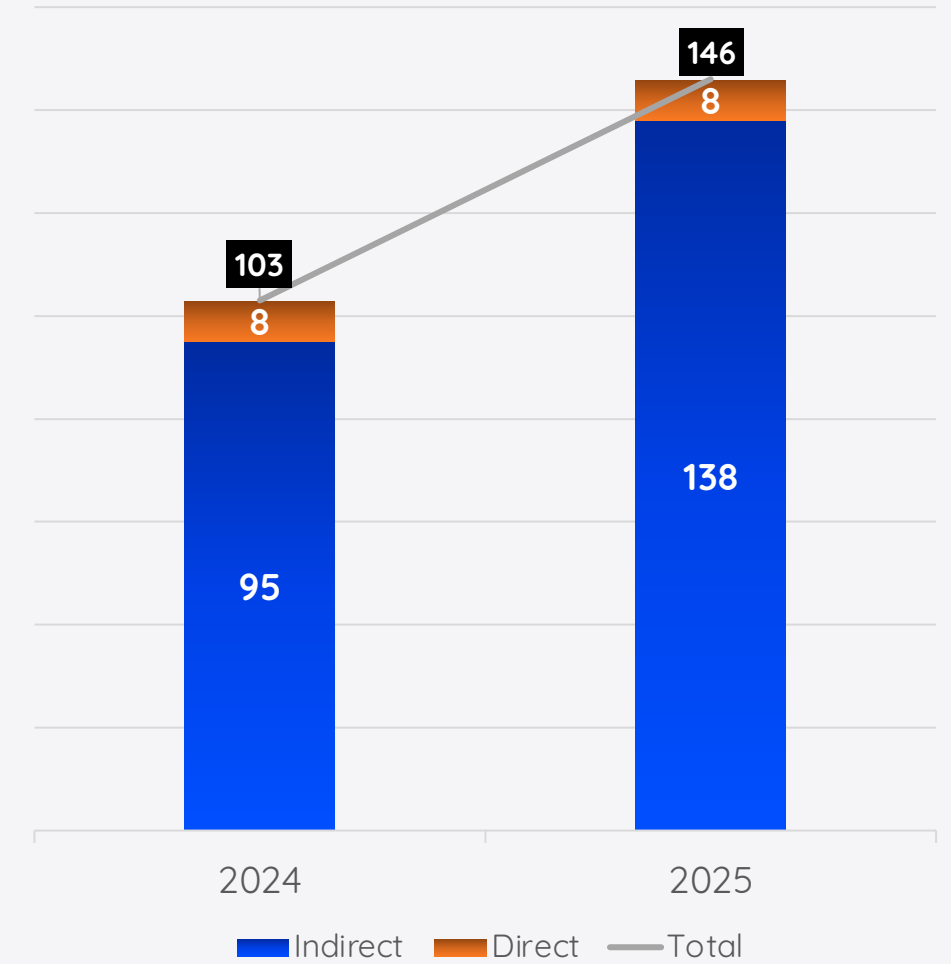
Key Financial Indicators (Million TL)



Long-Term Financial Investments (Million TL)



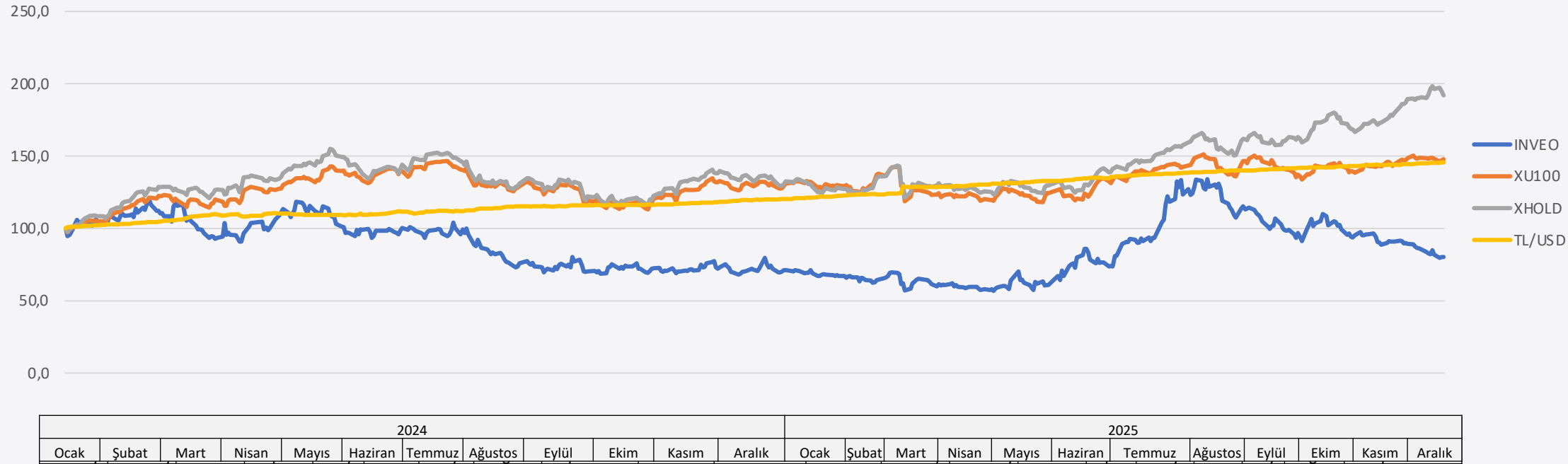
Number of Direct and Indirect Investments



Note: Based on the report disclosed on PDP, data including TAS 29 impact.

INVEO Stock Performance from the Beginning of 2024

	01.01.2024 - 31.12.2024 Rate of Change	01.01.2024 - 31.12.2025 Rate of Change	01.01.2025 - 31.12.2025 Rate of Change
INVEO	(29%)	(20%)	12%
USD/TL	20%	46%	22%
BIST 100 Index	29%	48%	15%
BIST Holding and Investment Index	32%	92%	45%



INVEO

➤ From the beginning of 2025, it has provided a 12% return, lagging behind the XHOLD and XU100 indices and the USD/TL exchange rate.

BIST STARS

BIST FINANCIALS

BIST HOLD. AND INVESTMENT

BIST 500

BIST ALL SHARES

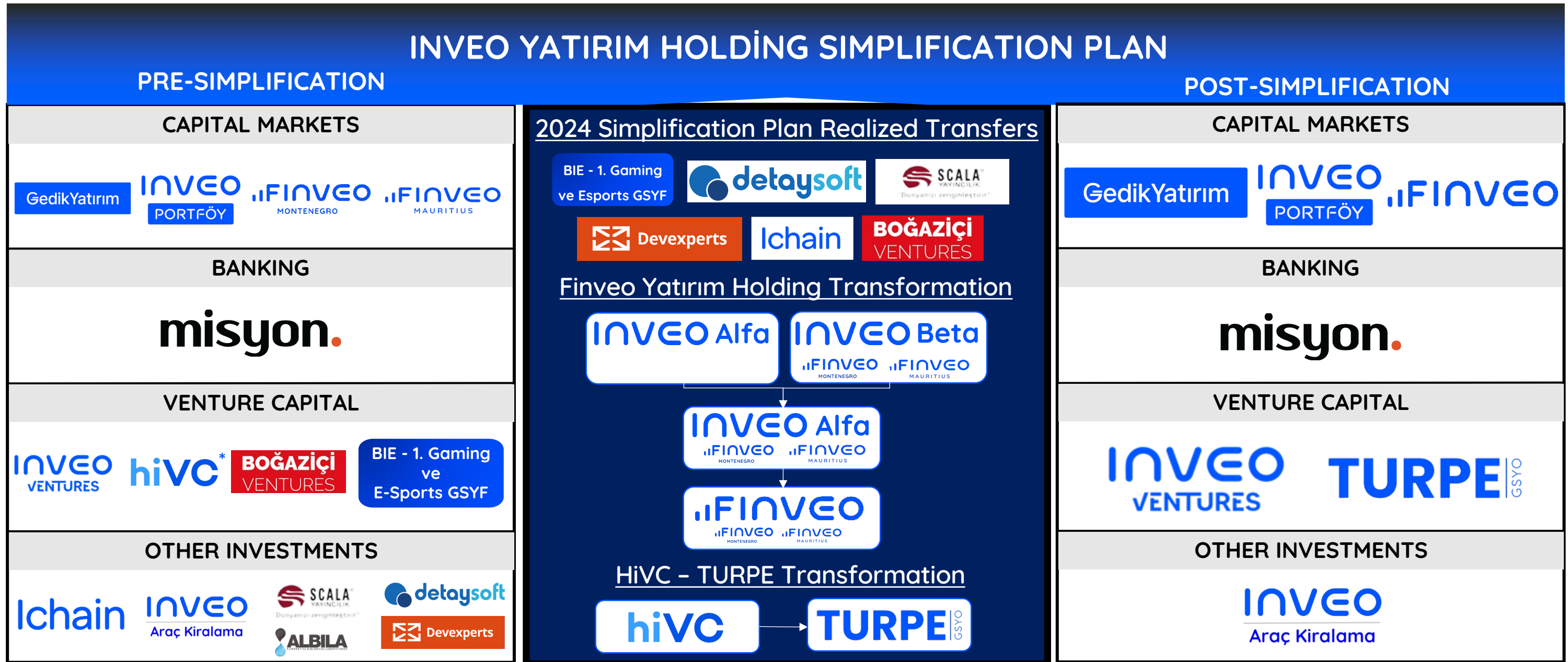
BIST ALL SHARES-100

BIST ISTANBUL

Prices are indexed to 02.01.2024 = 100

-
1. Corporate Profile
 2. Investment Strategy and Inveo Ecosystem
 3. Developments from Holding and Selected Companies
 4. Financial Results
 5. 2024 Simplification Plan
 6. 2026 Targets
 7. Financial Results (Except TAS 29)
 8. Appendix

Inveo Yatırım Holding Completes Simplification Plan



*The registration procedures for HiVC GSYO's capital increase and title have been completed, and after the simplification, its new title is Turpe GSYO and its new capital is TL 250 million.

Inveo Yatırım Holding Increases Efficiency with Simplification Plan

2024 Simplification Plan Objectives

- To increase organizational and operational efficiency,
- To make effective resource management,
- To benefit more from the incentives offered by VCIC and VCIF.

INVEO YATIRIM HOLDİNG - PRE-SIMPLIFICATION

CAPITAL MARKETS

GedikYatırım

INVEO
PORTFÖY

FINVEO
MONTENEGRO

FINVEO
MAURITIUS

BANKING

misyon.

VENTURE CAPITAL

INVEO
VENTURES

hiVC

BOĞAZIÇI
VENTURES

BIE - 1. Gaming ve
Esports GSYF

OTHER INVESTMENTS

lchain

INVEO
Araç Kiralama

detaysoft

Devexperts

SCALA
YATIRIMCILIK
"Dünyamızı zenginleştirin"

Inveo Completes Transfer of Selected Investments under Simplification Plan



Within the scope of the Simplification Plan, as a result of the transfer of Inveo Yatırım Holding's direct investments cash inflow amounted to approximately **152 million TL**.

Technology Entrepreneurship Area to be Gathered under Inveo Ventures

Pre-Simplification Investments

INVEO	6 <u>STARTUP</u>	1 <u>VCIF</u>
INVEO VENTURES	9 <u>STARTUP</u>	2 <u>VCIF</u>
Gedik Yatırım	1 <u>STARTUP</u>	5 <u>VCIF</u>
TURPE GSYO	23 <u>STARTUP</u>	


Post-Simplification Investments



23
STARTUP

+15 New 

4
VCIF

+2 New 

TOTAL

88

STARTUP

All 12 planned startups have been successfully transferred. As of December 31, 2025, there are a total of 88 Startups.

BIE - 1. Gaming ve E-Sports VCIF*	✓	BUG - Inveo Ventures Spark VCIF	⌚
BVG Boğaziçi Ventures VCIF	⌚	IV3 Co-Investment VCIF	⌚

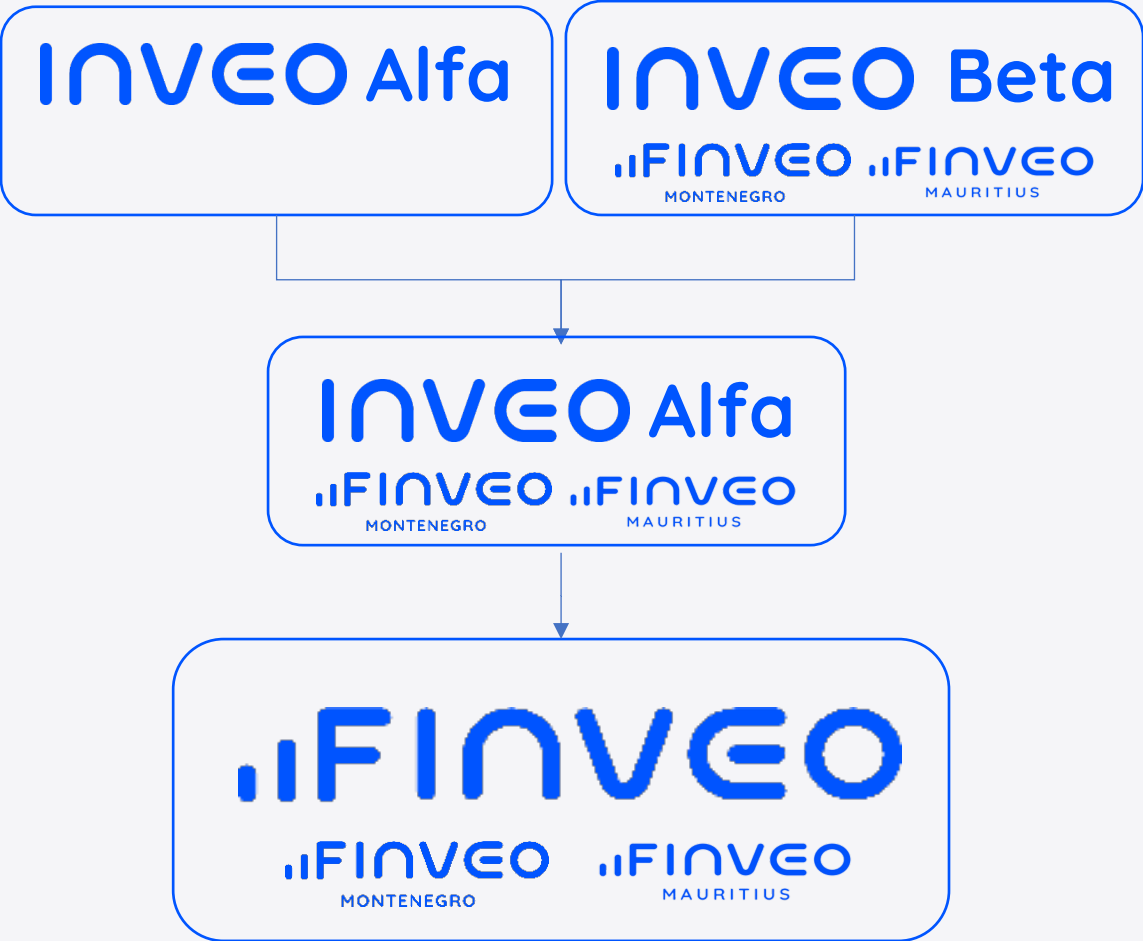
Note: Since there are co-investments in startup and VCIFs in the current structure, the elimination effect should be taken into account in the total number of startup and VCIFs in the new structure. BIE, IV3, BVG and BUG shares belonging to Gedik Yatırım have not yet been transferred; Inveo Ventures had shares in BVG and IV3 before the plan, so the companies within these funds are included in the calculation.

*BIE shares of Inveo Yatırım Holding have been transferred.

International Capital Markets Companies to be Managed Under One Roof

We are gathering the companies we have invested in different countries in the field of capital markets on a global scale under one roof within Finveo Yatırım Holding.

Our goal will be to increase organizational and operational efficiency and effective resource management.

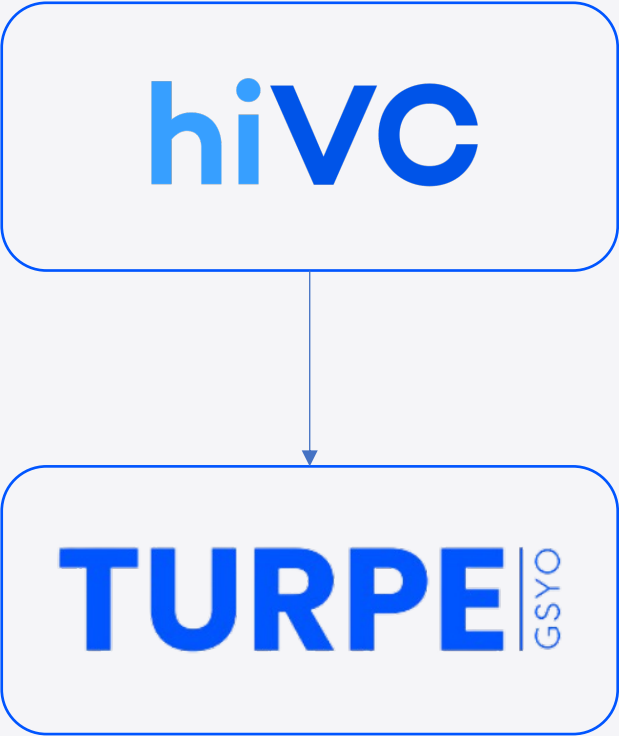


Process Steps		
1.	Inveo Alfa and Inveo Beta have merged under Inveo Alfa.	✓
2.	Transformation of the newly formed structure into an Investment Holding.	✓
3.	Inveo's international capital markets activities will continue under the name Finveo Yatırım Holding.	✓

Private Equity Investments will Accelerate with TURPE

TURPE's primary investment focus and strategy are centered around Series B/above and Pre-IPO level SME companies that;

- Have financial performance that can be improved or is already at a good level,
- Are targeting M&A and/or an IPO,
- Operate in strategic and high-potential sectors.



Process Steps		
1.	HiVC's name will be changed to TURPE.	✓
2.	A capital increase will be carried out.	✓
3.	With TURPE, investments will increase both in quality and quantity.	✓

Note: The registration procedures of the General Assembly, including the amendment of the Company's articles of association regarding the capital increase and title of HiVC GSYO, have been completed and TURPE's new capital has reached TL 250 Million.

Inveo Yatırım Holding – Post-Simplification Plan Investments

INVEO YATIRIM HOLDİNG

CAPITAL MARKETS

Gedik Yatırım

INVEO
PORTFÖY

FINVEO

BANKING

misyon.

VENTURE CAPITAL

INVEO*
VENTURES

TURPE
GSYO

STRATEGIC INVESTMENTS

INVEO
Araç Kiralama

INVEO VENTURES

23
STARTUP ^{+15 New} ↑

4
VCIF ^{+2 New} ↑

TOTAL
88
STARTUP

TURPE

TOTAL
4
STARTUP

*The registration regarding the process of increasing the capital of Inveo Ventures GSYO by 231.54% by TL 150 Mn to TL 215.5 Mn was completed on 17.04.2025.

-
1. Corporate Profile
 2. Investment Strategy and Inveo Ecosystem
 3. Developments from Holding and Selected Companies
 4. Financial Results
 5. 2024 Simplification Plan
 6. 2026 Targets
 7. Financial Results (Except TAS 29)
 8. Appendix

What will happen at Inveo Yatırım Holding in 2026?

INVEO

Inveo Yatırım Holding plans to position real estate and renewable energy investment as new lines of business, aiming to offer financing and investment opportunities, and—subject to regulatory approval—to incorporate innovative investment products such as crypto assets into its ecosystem.

INVEO

GEDİK YATIRIM

Gedik Yatırım will continue progressing toward its goal of industry leadership in 2026, driven by the significant advancements it has achieved in its key development areas.

Gedik Yatırım

MİSYON BANK

MisyonBank will continue to take a leading role in the region across four main business lines—primarily custody and platform solutions—as it works to establish its distinctive position in Türkiye’s banking sector.

misyon.

INVEO VENTURES

Inveo Ventures will focus on investing in the most promising startups and channel funds raised from external sources into these investments.

INVEO
VENTURES

INVEO PORTFÖY

Inveo Portföy will aim to move toward leadership among non-bank institutions through its new organizational structure, well-managed funds, and high service quality.

INVEO
PORTFÖY

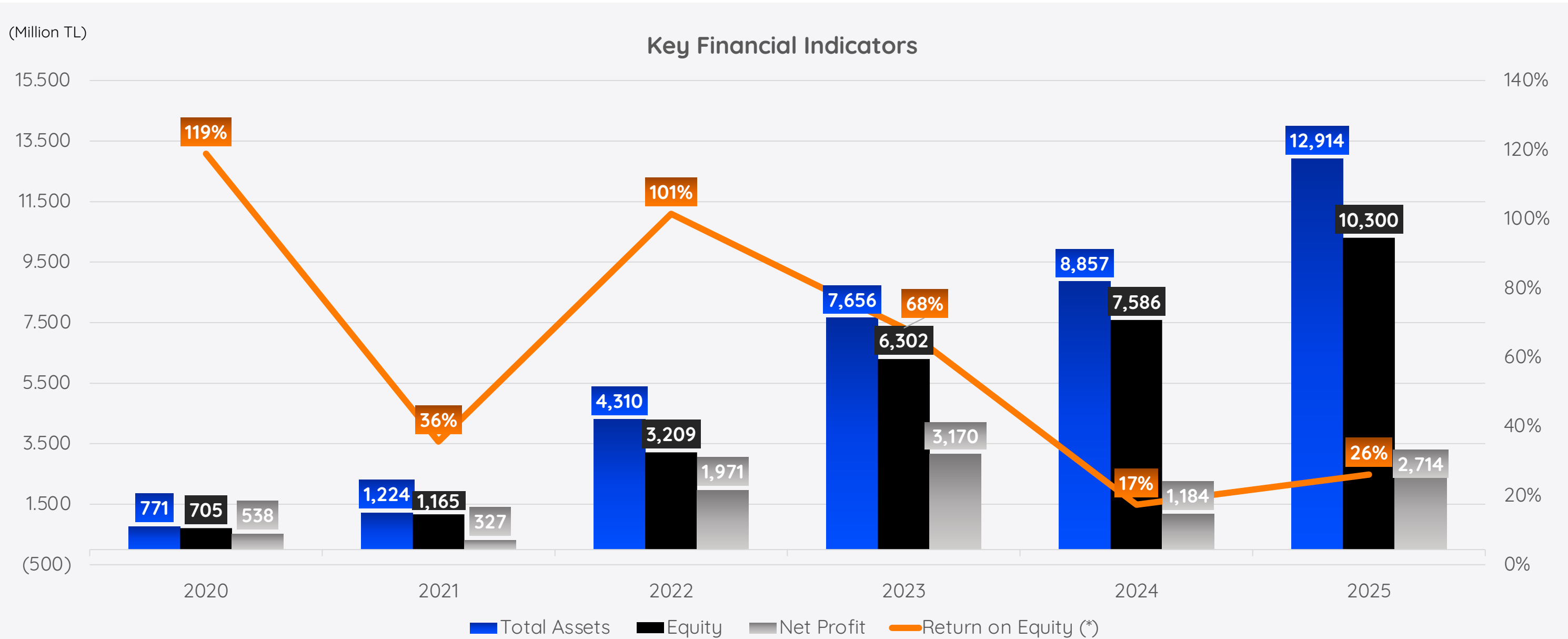
TURPE

Turpe will serve as the hub for managing private equity investments. It will focus on identifying companies in Türkiye that align with its investment strategy, investing in them, supporting their growth, and creating long-term value.

TURPE | GSYO

-
1. Corporate Profile
 2. Investment Strategy and Inveo Ecosystem
 3. Developments from Holding and Selected Companies
 4. Financial Results
 5. 2024 Simplification Plan
 6. 2026 Targets
 7. Financial Results (Except TAS 29)
 8. Appendix

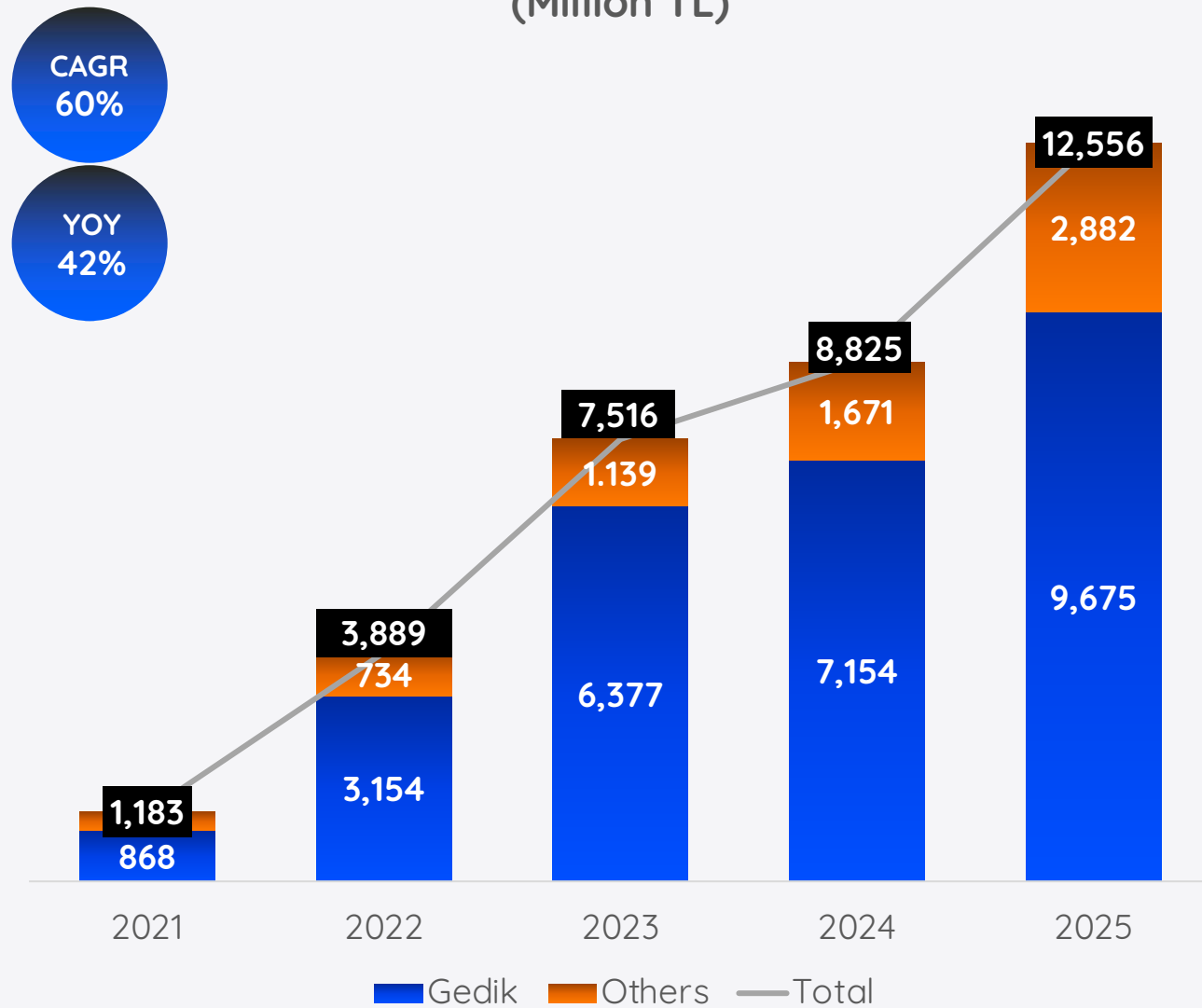
Improvement in Key Financial Indicators Continues (Except TAS 29)



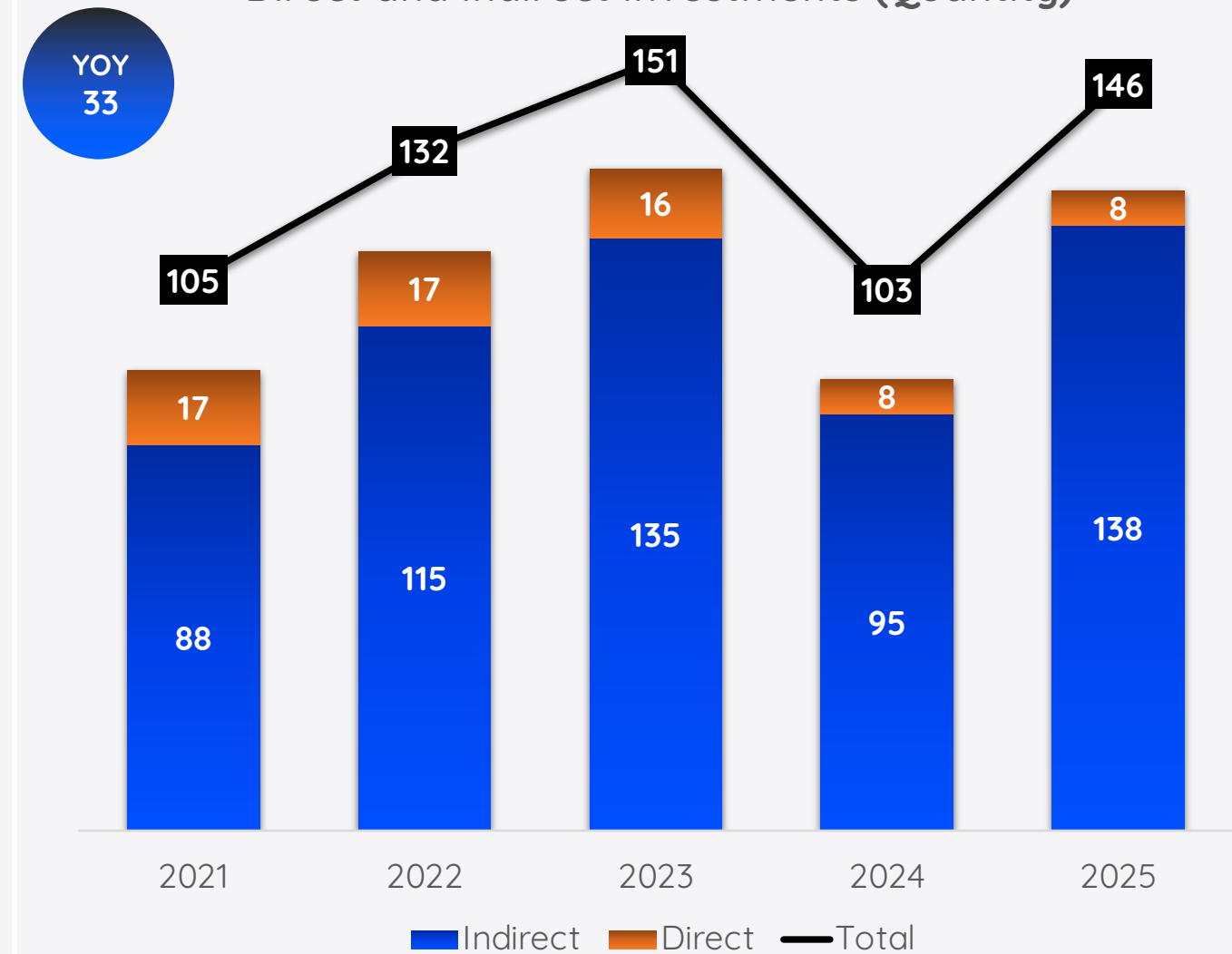
(*) Return on Equity = Net Profit for the Last 4 Quarters / Average Equity for the Last 5 Quarters

Inveo Ecosystem Continues to Gain Value with New Investments (Except TAS 29)

Long Term Financial Investments
(Million TL)



Direct and Indirect Investments (Quantity)



Note: CAGR: Refers to the Compound Annual Growth Rate between 2021 and 2025 Q4.

Our Financial Investments Gained Value in 2025 (Except TAS 29)

Long Term Financial Investments (Million TL)	31 December 2024 Value (A)	Net Investment / Sale Capital Increase / Advance (B)	Net Value Increase / Decrease (C)	31 December 2025 Value (E)	Value Increase Rate ((E-A)/A)	
Capital Markets	7,384	0	5	2,625	10,013	36%
Gedik Yatırım*	7,154	0	0	2,521	9,675	35%
Inveo Portföy	134	0	5	73	212	59%
Finveo World (MN + UK)	96	0	0	31	127	32%
Banking	955	0	830	(65)	1,720	80%
Misyon Yatırım Bankası	955	0	830	(65)	1,720	80%
Venture Capital	432	0	168	135	735	70%
Inveo Ventures	411	0	62	39	512	24%
Hivc	21	0	106	96	223	982%
Other / Strategic Investments	54	(1)	0	35	88	63%
Total (Excluding Gedik + Misyon)	716	(1)	173	274	1,162	62%
Total	8,825	(1)	1,003	2,729	12,556	42%

* 424.3 million TL dividend earnings were obtained from Gedik Yatırım.

**Financial Investments
(Except Gedik + Misyon)**

**TRY 446 Mn
Net Value Increase**

**Value Increase Ratio
62%**

**Financial Investments
(All)**

**TRY 3,731 Mn
Net Value Increase**

**Value Increase Ratio
42%**

Note: The data in the table are unadjusted for inflation accounting and have not been independently audited.

1. Corporate Profile
2. Investment Strategy and Inveo Ecosystem
3. Developments from Holding and Selected Companies
4. Financial Results
5. 2024 Simplification Plan
6. 2026 Targets
7. Financial Results (Except TAS 29)
8. Appendix

TAS 29 Financial Statement Effects

Million TL	2025
Indexation of Financial Investments	2,887
Retained Earnings	(2,162)
Paid-in Capital	(309)
Deferred Taxes	(70)
Indexation Effect of Profit or Loss Items	(11)
Legal Reserves	(16)
Share Premiums	(14)
Buy-back Shares	73
Defined Benefits Plans Remeasurement Losses	(0.06)
Tangible Fixed Assets	(0.12)
Right of Use Assets	0.31
Prepaid Expenses in Short Term	0.04
TOTAL	377

TOTAL
TAS29 EFFECT

2025

TRY 377 Million

Inveo - IFRS Condensed Financial Statements

Balance Sheet

Million TL	2024	2025	Change %
Current Assets	41	124	202
Financial Investments	29	83	184
Non Current Assets	11,911	12,807	8
Financial Investments	11,909	12,556	5
Total Assets	11,952	12,932	8
Current Liabilities	1,336	2,613	96
Short Term Borrowings	1,196	2,579	116
Other Payables	136	29	(79)
Long Term Liabilities	328	1	(100)
Other Payables	28	0	(100)
Deferred Tax Liability	299	0	(100)
Equity	10,288	10,318	0.3
Paid-in Capital	1,000	1,000	0
Net Profit (Loss) for the period	(1,870)	29	N/A
Total Liabilities	11,952	12,932	8

Income Statement

Million TL	2024	2025	Change %
Revenue	(1,525)	169	AD
Cost of sales	(228)	(42)	(81)
Gross Profit (Loss)	(1,753)	127	N/A
General Administrative Expenses	(90)	(57)	(37)
Marketing Expenses	(4)	(5)	32
Other Operating Income	9	12	40
Other Operating Expenses	(22)	(9)	(60)
Operating Profit (Loss)	(1,860)	68	N/A
Financial Income	0,59	0.11	(81)
Financial Expenses	(477)	(725)	52
Net Monetary Position Gain / (Losses)	390	377	(3)
Profit (Loss) Before Tax	(1,945)	(280)	(86)
Net Profit (Loss) for the period	(1,870)	29	N/A

Note: Inveo Yatırım Holding is within the scope of TFRS 10 Investment Entity exemption and measures its investments in subsidiaries and associates at fair value through profit or loss.

N/A : Non-applicable

Inveo - IFRS Condensed Financial Statements (Except TAS 29)

Balance Sheet

Million TL	2024	2025	Change %
Current Assets	31	124	295
Financial Investments	22	83	271
Non Current Assets	8,826	12,790	45
Financial Investments	8,825	12,539	42
Total Assets	8,857	12,914	46
Current Liabilities	1,020	2,613	156
Short Term Borrowings	913	2,579	183
Other Payables	107	29	(73)
Long Term Liabilities	251	1	(100)
Other Payables	22	0	(100)
Deferred Tax Liability	228	0	(100)
Equity	7,586	10,300	36
Paid-in Capital	1,000	1,000	0
Net Profit (Loss) for the period	1,184	2,714	129
Total Liabilities	8,857	12,914	46

Income Statement

Million TL	2024	2025	Change %
Revenue	1,800	3,257	81
Cost of sales	(174)	(41)	(77)
Gross Profit (Loss)	1,626	3,216	98
General Administrative Expenses	(61)	(51)	(16)
Marketing Expenses	(2.7)	(4.8)	76
Other Operating Income	5.7	11.8	106
Other Operating Expenses	(16.3)	(7.9)	(51)
Operating Profit (Loss)	1,552.3	3,164.4	104
Financial Income	0.4	0.1	(77)
Financial Expenses	(338.3)	(689.2)	104
Profit Before Tax	1,214	2,475	104
Net Profit for the period	1,184	2,714	129

Note: Inveo Yatırım Holding is within the scope of TFRS 10 Investment Entity exemption and measures its investments in subsidiaries and associates at fair value through profit or loss..

Changes in Capital Share and Share Ratios in Direct Investments

DIRECT FINANCIAL INVESTMENTS	2015		2016		2017		2018		2019		2020		2021		2022		2023		2024		2025	
	Nominal TL	%	Nominal TL	%	Nominal TL	%	Nominal TL	%	Nominal TL	%	Nominal TL	%	Nominal TL	%	Nominal TL	%	Nominal TL	%	Nominal TL	%	Nominal TL	%
Gedik Yatırım	10,414,164	18.54	13,408,278	19.90	16,848,000	25.00	35,046,190	52.00	35,046,190	52.00	57,052,825	47.54	108,470,932	43.04	278,021,223	84.87	428,573,607	84.87	848,660,599	84.87	1,697,321,198	84.87
Misyon Yatırım Bankası													224,997,000	75.00	384,997,000	76.99	384,997,000	76.99	769,994,000	76.99	1,599,994,000	79.99
Inveo Ventures GSYO															55,250,000	85.00	55,250,000	85.00	55,250,000	85.00	130,500,000	54.56
Inveo Portföy											5,300,000	100.00	6,000,000	100.00	7,500,000	100.00	30,000,000	100.00	30,000,000	100.00	30,000,000	100.00
Inveo Araç Kiralama																	20,000,000	100.00	41,000,000	100.00	41,000,000	100.00
TURPE GSYO											3,712,500	9.80	3,712,500	9.80	3,712,500	9.80	3,712,500	9.80	3,712,500	9.80	109,773,105	43.91
Albila Serum							9,067	2.57	9,067	2.57	796,340	2.57	796,340	1.94	796,340	1.21	796,340	0.93	796,340	0.93		
Finveo Yatırım Holding									388,000	100.00	772,376	100.00	5,132,646	100.00	5,132,646	100.00	28,032,646	100.00	35,003,311	100.00	35,003,311	100.00
Inveo Beta									862,500	100.00	862,500	100.00	6,970,665	100.00	6,970,665	100.00	6,970,665	100.00				
Ichain Yatırım Holding															10,000,000	100.00	10,000,000	100.00				
Boğaziçi Ventures											825,600	20.00	825,600	20.00	1,358,740	20.50	1,358,740	20.50				
Detaysoft													1,306,050	5.50	1,306,050	5.50	1,306,050	5.50				
Novel Scala											55,000	55.00	55,000	55.00	55,000	55.00	55,000	55.00				
Devexperts Bilgi Dağıtım					5,549	9.99	5,549	9.99	5,549	9.99	5,549	9.99	5,549	9.99	5,549	9.99	5,549	9.99				
Devexperts Teknoloji							4,995	9.99	4,995	9.99	4,995	9.99	4,995	9.99	4,995	9.99	4,995	9.99				

Note: The figures in the table represent Inveo Yatırım Holding's direct share in direct investments.

Thank You

INVEO

Investor Relations Contact

Nilay Tulum

Investor Relations Manager

+90 216 453 00 33

ir@inveo.com.tr

Links

- [Annual Reports](#)
- [Financial Statements](#)
- [IR section of the Inveo Yatırım Holding website](#)